



## How to Register for my|CalPERS


Not registered yet?

Go to [my.calpers.ca.gov](https://my.calpers.ca.gov) and follow these steps:

- 1 On the Pre-Log In page, select **Participant** and **Continue**.
- 2 Select **Register Now**.
- 3 Accept the terms and conditions under the Security Agreement.
- 4 Identify yourself by providing your name, date of birth, last four digits of your Social Security number or your CalPERS Identification number.
- 5 Answer a set of questions about your CalPERS account to validate your identity.
- 6 Create a Username and Password, and enter your email address.
- 7 Choose a personal security image and message.
- 8 Choose your security questions and answers. It's important to choose questions and answers that you will remember.
- 9 Log in to my|CalPERS.

- Participant**  
You are a participant if you are a member or non-member, a community property payee, beneficiary, survivor, subscriber, dependent, conservator, or have power of attorney.  
[Continue](#)
- New to my|CalPERS? [Register Now](#)
- [I Accept](#)
- First Name (required)**  
  
Don't include your middle name or initial.
- Verify Your Identity (1 of 3)**  
To verify your identity, choose the option that best answers the statement
- Password (required)**  
  
At least 8 characters.  
No spaces, case sensitive.
- 
- Question 1 (required)**
- Welcome to my|CalPERS  


[Log In](#)  
**Username (required)**  
  
[Continue](#)



# How to Access my|CalPERS

## Can't remember your username?

- 1 Select **Forgot Your Username?**
- 2 Identify yourself by providing your name, date of birth, last four digits of your Social Security number or your CalPERS Identification number.
- 3 You can answer your security questions or questions about your CalPERS account. Your username will display.

## Can't remember your password?

- 1 Select **Forgot Your Password?**
- 2 Identify yourself by providing your name, date of birth, last four digits of your Social Security number or your CalPERS Identification number.
- 3 Select how you want to reset your password. If you choose to reset your password by answering your security questions, you will be able to create a new password once you have answered your security questions successfully. If you choose instead to reset your password by email or text message, a temporary passcode will be sent to you using the email address or mobile phone number on record. You can then enter the temporary passcode and create a new password.

To protect your security, if you exceed the allowed number of attempts to validate your identity, your account will be locked. To unlock your account you will need to contact us at 888 CalPERS (or 888-225-7377).

1

Username (required)

[Forgot your Username?](#) ←

2

Identify Yourself

Complete all of the fields below so we can confirm your identity. The information you enter must current Benefit Statement **exactly**.

First Name (required)

Don't include your middle name or initial.

Last Name (required)

Don't include a suffix such as Jr., Sr., I, II, etc.

3

Recover Your Username

How would you like to recover your username? (required)

☒ Answer questions about your CalPERS account

☐ Answer your security questions

1

Password (required)

[Forgot Your Password?](#) ←

2

Identify Yourself

Complete all of the fields below so we can confirm your identity. The information you enter must current Benefit Statement **exactly**.

First Name (required)

Don't include your middle name or initial.

Last Name (required)

Don't include a suffix such as Jr., Sr., I, II, etc.

3

Reset Your Password

How would you like to reset your password? (required)

☒ By Email

Send a passcode to sxxxxxx@calpers.ca.gov

☐ By Phone

Send a passcode to XXX-XXX-2390